

THERE'S A PACK FOR YOUR FARM BUSINESS

CREATING VALUE FOR:

Pastoral farmers

Breeders & finishers

Family farms & corporates



Mob	Tally
 Ewe Hoggets	96
 2013 Hgr lambs	96

2 mobs 192 animals

Move all stock

The FarmIQ software gets your farm information working for you.

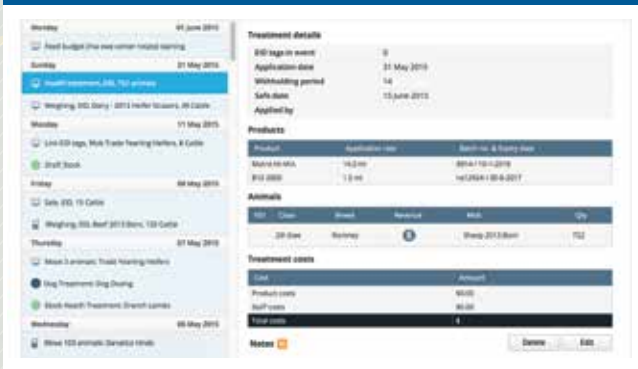
CHOOSE A FARM^{IQ} SYSTEM PACK – SOFTWARE

FARM MAP



Use map views that can be edited for a range of management purposes

FARM DIARY



A useful tool for recording farm activities, linked to a calendar view and tasks management

FARMERS SAY

"Prior to the Farm^{IQ} software, we had maps and papers everywhere... It's a really good system for recording."

"It's good for compliance in two ways: it is easy to do and the information is kept safely in the cloud."

"It is one place for all farm data and only entering data once – that's the biggie."

"It's a hugely useful tool for overseeing and analysing a lot of what's going on, on the farm."

"I'm a huge fan... It produces lots of reports – that's what I really like about it."

"In the future we will need to work smarter; not harder. And this fits well."

MAP



NEW WAYS TO SEE YOUR FARM

- A range of map views that can be edited and shared, with a measuring tool
- Map hazards for Health & Safety or do a map for an Environment Plan.

WHAT IT CONTAINS

- Edit and show paddocks, blocks, features and hazards
- Show paddock information such as effective area, soil type and crop or pasture
- Measure distances and areas
- View GPS coordinates
- Choose map styles and labels
- Share or print maps.

STARTER



A PACK TO GET YOU STARTED

- A cost-effective and time-effective option to get underway
- A base version of the Farm^{IQ} software
- Makes it easy to meet processors' Farm Assurance requirements
- Online training and telephone support.

WHAT IT CONTAINS

- Easily schedule, assign and track tasks
- Staff management tools including rosters, timesheets and training records
- Interactive farm mapping (as for Map)
- Record rainfall, soil moisture and temperature
- Record liveweights and compare against targets
- Animal health recording and reporting
- Available from linked processors:
 - receive carcass performance reports and easily see trends, including diseases and defects
 - with EID tagging, get a carcass finishing report and see individual animal history
- Automatic stock reconciliation
- Automatic NAIT notification
- Management views including a dashboard, diary and multi-farm reporting.

THE LOT

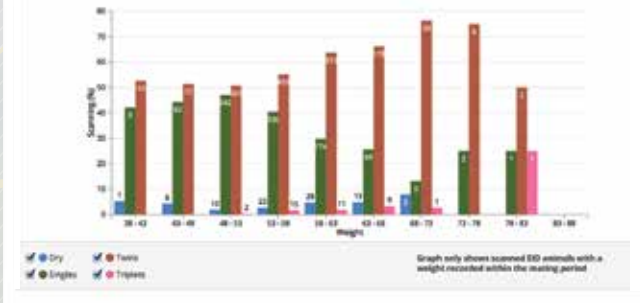


THE COMPLETE SYSTEM THAT GIVES YOU THE FULL PICTURE

The Lot gives you a System that's right alongside you as you farm – supporting every aspect. Record, analyse, report, compare and benchmark.


You get all the features of the Animal+, and Land+ packs, with Health & Safety and Environment Planning.

SCANNING REPORT



See detailed reproduction reporting, as well as summaries

CARCASS DEFECT REPORT



Easily see disease and defect trends and compare against benchmarks. Identify problems that are costing you money

THE LOT LITE

A SPECIAL OFFER FOR SMALLER PROPERTIES

A small block option with all the features of The Lot Pack.

- Suitable for farmers who run up to 2000 SU and are computer-savvy
- Special conditions apply: Support Desk access, training and Business Manager support do not come with this offer and if needed will be paid for separately; and free tags are not included.

OPTIONAL EXTRAS

HEALTH & SAFETY RECORDING

Look after your people and visitors, and ensure the farm records will cover compliance.

- Register hazards and show others
- Register incidents
- Record staff training and meetings
- Handle visitors and induct contractors
- Create an emergency plan
- Attach relevant files, such as photos and records
- Use the mobile app to manage hazards and visitors.

HAZARDS MAP



Use the mapping to record hazards

ENVIRONMENT PLANNING

Get your environment planning sorted, with online planning and recording based on Beef + Lamb New Zealand's Land and Environment Plans.

- Complete a 5-step questionnaire to create a simple plan
- Easily keep up-to-date records
- Create a digital map to go with your plan.



Use the mapping to define Land Management Units – like an area that is cropped regularly

These are available with Starter, Land+ and Animal+ Packs as optional extras. They both come with The Lot and Lot Lite Packs.

FARM^{IQ} – RECORDS YOU CAN DO MORE WITH

EASY RECORDING AND REPORTING

- All farm information is captured, collated and presented
- It's available anytime, anywhere – through the cloud and a mobile app (Android and iPhone)
- Accurate and secure record.

ADVANTAGES

- Quick recall and searches
- Meet compliance requirements
- Closely track what's happening
- Easily share with contractors, owners and staff, vets, accountants, advisors and other farmers
- Shareable with breeders and finishers, if you wish
- Get a new person up to speed quickly.

COMPARING AND BENCHMARKING

- Reports that compare performance – of stock, paddocks and forages
- Compare animal performance by breed, supplier, forage or health treatment, or benchmark by season, region or farm type
- BeefEQ reporting, based on consumer insights.

ADVANTAGES

- Quickly identify what's performing best – and why
- Shows up under-performers
- Know where you're at relative to your peer group.

PLANNING TOOLS

- A range of planning tools to help you assess scenarios, do seasonal planning and organise the team.

ADVANTAGES

- Do the right activity at the right time, including information recording
- Easily see the big picture or get into the detail
- Be confident knowing your farm plan is in place.

CHECK OUT OUR WEBSITE
WWW.FARMIQ.CO.NZ
FOR NEWS, VIDEOS AND
CASE STUDIES.

WITH YOU WHERE YOU ARE

You can use the Farm^{IQ} mobile app* to access the Farm^{IQ} System at any time – out on the farm or in the yards or when you empty the rain gauge, for example. You can easily record information as you go. It works on your phone even when it's out of range.

* Android & Apple devices



EASY TO USE

The Farm^{IQ} software is designed to be simple to use, suit a range of farm types and integrate with other leading farm software. Here are some of the ways using it will make your life easier.

Training, support, farm visits

Free help from set-up and planning to everyday use

File and document library

Sortable and searchable central storage

Third party access

Arrange log-in access for advisors, investors and others

Individual or mob recording

Record by mob or by individual animal EID tag

Weigh scale integration

Upload weigh files from most commonly used devices

Cashmanager Rural integration¹

Share stock rec figures

Farmax integration¹

Share stock rec and average farm cover figures

Benchmarking¹

Benchmarking by farm type for some reports

Share animal records

Option of sharing stock records between subscribing farms such as breeder to finisher

Automated data entry

Receive some farm data from third parties via direct upload or CSV file

Automatic software upgrades

Receive new features and updates as they are released.

¹ Not available with the Starter Pack.

WHAT'S IN YOUR PACK

		STARTER	LAND+	ANIMAL+	THE LOT
MAPPING					
Interactive farm map	Range of farm views that can be edited, including blocks & features	•	•	•	•
MANAGEMENT					
Diary, calendar & tasks	Online calendar & diary to assign tasks & record events	•	•	•	•
Staff & contractor records	Record staff information such as responsibilities, contacts, training	•	•	•	•
Timesheets & rosters	Manage rosters, timesheets & leave	•	•	•	•
Multi-farm recording & reporting	Consolidated reporting of multiple farms under single ownership	•	•	•	•
Management dashboard	Personalised dashboard of key reports with quick links & tasks	•	•	•	•
TOOLS					
Farm management plans	Create plans for specific farm operations & organise tasks		•	•	•
Gross margin calculators	Calculate margins for finishing, store or grazing scenarios		•	•	•
Multi-trait draft lists	Use detailed criteria to sort animals & plan drafting policies			•	•
Feed planning (budgets & rotations)	Feed budget & plan movements for mobs on pasture or crop		•	•	•
COMPLIANCE					
Health & safety	Record & report, including hazard mapping	○	○	○	•
Environment planning	Online template with mapping, risk assessment & management options	○	○	○	•
Automatic NAIT notification	Automatic NAIT recording option for stock transactions	•	•	•	•
Farm inventory	Keep detailed records of farm inputs & feed on hand	•*	•	•	•
LAND RECORDING					
Fertiliser & chemical applications	Record fertiliser or chemical applications by paddock or block		•		•
Planting & harvesting	Record planting & harvesting details for pastures & crops		•	•	•
General land	Record any land event or activity by category	•	•	•	•
Soil test results	Record soil tests by paddock & show sampling transect lines		•		•
Irrigation	Record irrigation & view against consented water takes		•		•
Effluent	Record effluent applications by paddock or block		•		•
Pasture covers	Record pre or post grazing covers by paddock or block		•	•	•
Weather	Record rainfall, soil moisture & temperature data	•	•	•	•
LAND REPORTING					
Paddock history	View all records for a paddock	•	•	•	•
Grazing days	Map view of grazing intensity collated from stock movements		•	•	•
Pasture covers & feed wedge	View pasture covers & sort paddocks into a feed wedge		•	•	•
Paddock nutrients	Map view of nutrient inputs from fertiliser for each paddock		•		•
Paddock list	View & edit paddock details	•	•	•	•
ANIMAL RECORDING					
Sales, purchases, births, deaths & transfers	Keep accurate records of stock transactions & numbers	•	•	•	•
Liveweights	Enter mob average weights or upload EID weight files from scales	•	•	•	•
Health tests	Record results from faecal egg, liver damage & trace element tests			•	•
Animal health treatments	Record treatments against mob or animal ID, with withholding periods	•	•	•	•
Mating, scanning, marking, weaning	Record mating management & results by animal or mob			•	•
Condition scores	Record condition scores by animal or mob			•	•
General animal	Record any animal event or activity by category	•	•	•	•
Draft or move stock	Keep records of stock movements & mobs	•	•	•	•
Supplementary feed	Record supplements or specialist forages fed to stock			•	•
Produce (wool & velvet)	Record production of wool and velvet, with quantity & grade			•	•
ANIMAL REPORTING					
Liveweights	Show weight profiles & compare groups of animals			•	•
Weight targets	Track liveweight gains versus targets or plans	•	•	•	•
Health tests	Report results from faecal egg, liver damage & trace element tests			•	•
Health treatments	View a detailed health treatments summary	•	•	•	•
Reproduction	Summarise reproduction performance by stock class			•	•
Animal history	Full animal history & records for EID-tagged animals	•	•	•	•
Carcass performance**	Carcass reporting across multiple kill sheets, showing performance & trends	•	•	•	•
EID finishing**	Review individual carcass performance linked with animal management history	•	•	•	•
BeefEQ***	Compare carcass grading results for lines of finished beef animals	•	•	•	•
Stock reconciliation	Automatic updates of stock numbers as transactions are recorded	•	•	•	•
Produce (wool & velvet)	Show quantities, grades & seasonal sales of wool & velvet			•	•

*Health treatments only **Participating processors ***Silver Fern Farms only
 ○ An optional extra available with Packs as indicated



MAP: Interactive farm map & paddock list